

Eddie Bauer
WRAPPED IN WARMTH



NEW!

EDDIE BAUER® WOODLAND SHIRT JACS

Whether spending time indoors or outside in cool temps, these rugged-looking shirt jacs will keep you warm with a high-pile fleece interior. Eddie Bauer logo snap-front closure and snap chest pockets. Open-hand pockets. Eddie Bauer woven label at left chest pocket. Made of 10.3-ounce, 100% polyester microfleece bonded with 100% polyester high-pile fleece interior. 100% polyester woven details.

**WOODLAND SHIRT JAC
EB228**

ADULT SIZES: XS-4XL

**LADIES WOODLAND HOODED SHIRT JAC
EB229**

Two-piece hood.

LADIES SIZES: XS-4XL





EDDIE BAUER® SWEATER FLEECE

With an authentic outdoorsy lodge look, this refined sweater fleece delivers serious comfort. Smooth-faced and brushed-back for warmth, these anti-pill styles also have stretch for easy movement. Woven fabric details add sophistication. Cadet collar, exposed coil zippers, open cuffs and open hem. Made of 8.1-ounce, 100% polyester sweater fleece with 86/14 polyester/spandex woven trim. Produced using Low Impact Technology (L.I.T.™), which uses less dyestuffs, thermal energy and water for enhanced softness, performance and after-care quality.

**SWEATER FLEECE FULL-ZIP
EB250**

Zippered chest pocket, front zippered pockets and embroidered Eddie Bauer contrast logo on the left sleeve.

ADULT SIZES: XS-4XL

**LADIES SWEATER FLEECE FULL-ZIP
EB251**

Front zippered pockets, zippered left sleeve pocket and embroidered Eddie Bauer contrast logo on the right hem.

LADIES SIZES: XS-4XL

**SWEATER FLEECE 1/4-ZIP
EB254**

Zippered chest pocket and embroidered Eddie Bauer contrast logo on the left sleeve.

ADULT SIZES: XS-4XL



RIVER BLUE
NAVY HEATHER

DARK GREY HEATHER

BLACK

Eddie Bauer
GEAR UP & HEAD OUT

EDDIE BAUER® SMOOTH FLEECE
 Built for versatility, this smooth-faced, brushed fleece is sleek, low-profile and and is adaptable to everything from outdoor adventures to indoor comfort. Contrast coverstitch details. Reverse coil zippers. Open cuffs and hem. Made of 5.6-ounce, 100% polyester fleece.

**SMOOTH FLEECE FULL-ZIP
 EB246**

Front zippered pockets. Contrast Eddie Bauer heat transfer logo on left sleeve.
 ADULT SIZES: XS-4XL

**LADIES SMOOTH FLEECE
 FULL-ZIP
 EB247**

Front zippered pockets. Contrast Eddie Bauer heat transfer logo on right hem.
 LADIES SIZES: XS-4XL

**SMOOTH FLEECE 1/2-ZIP
 EB236**

Contrast Eddie Bauer heat transfer logo on left sleeve.
 ADULT SIZES: XS-4XL

**LADIES SMOOTH FLEECE 1/2-ZIP
 EB237**

Contrast Eddie Bauer heat transfer logo on right hem.
 LADIES SIZES: XS-4XL



EDDIE BAUER® DASH FULL-ZIP FLEECE JACKETS

Combining textured and smooth-faced fleece for a dynamic look and unbeatable comfort, this full-zip also has stretch for superior mobility. Reverse coil zippers, front zippered pockets, stretch binding at cuffs and hem. Made of a textured 9.7-ounce, 100% polyester knit bonded to 100% polyester brushed-back fleece with an anti-pill finish inside.

DASH FULL-ZIP FLEECE JACKET EB242

Contrast Eddie Bauer heat transfer logo on left sleeve.

ADULT SIZES: XS-4XL

LADIES DASH FULL-ZIP FLEECE JACKET EB243

Contrast Eddie Bauer heat transfer logo on right hem.

LADIES SIZES: XS-4XL



Eddie Bauer

COLD-DEFEATING FLEECE



EDDIE BAUER® FULL-ZIP HEATHER STRETCH FLEECE JACKETS

Built for movement, this smooth-faced, brushed-back fleece jacket is sophisticated—yet has a sense of adventure. Black contrast details at side panels, locking reverse coil zippers and stretch binding at cuffs and hem. Front zippered pockets. Made of 5.6-ounce, 95/5 poly/spandex fleece.

FULL-ZIP HEATHER STRETCH FLEECE JACKET EB238

Contrast Eddie Bauer heat transfer logo on the left sleeve. ADULT SIZES: XS-4XL

LADIES FULL-ZIP HEATHER STRETCH FLEECE JACKET EB239

Contrast Eddie Bauer heat transfer logo on the right hem. LADIES SIZES: XS-4XL



EDDIE BAUER® SPORT HOODED FULL-ZIP FLEECE JACKETS

This sporty midweight jacket pairs smooth-faced fleece with stretch side panels for comfort during active adventures. Three-panel hood with contrast lining. Reverse coil zippers, welded contrast zippered pockets. Made of 7.7-ounce, 100% polyester diamond dobby fleece with an anti-pill finish inside. 88/12 poly/spandex side panels.

SPORT HOODED FULL-ZIP FLEECE JACKET EB244

Contrast Eddie Bauer heat transfer logo on left sleeve. ADULT SIZES: XS-4XL

LADIES SPORT HOODED FULL-ZIP FLEECE JACKET EB245

Contrast Eddie Bauer heat transfer logo on right hem. LADIES SIZES: XS-4XL



**EDDIE BAUER®
HIGHPOINT FLEECE
JACKETS**

Made for movement, this sophisticated, stretch-infused twill fleece jacket has a smooth face and brushed fleece backing. Tonal welding details at the pockets and streamlined tailoring give it a refined look for indoor and outdoor uses. Molded reverse coil zippers. Front zippered pockets. Made of 8.3-ounce, 94/6 poly/spandex fleece with an anti-pill finish.

**HIGHPOINT FLEECE JACKET
EB240**

Contrast Eddie Bauer heat transfer logo on the left sleeve. ADULT SIZES: XS-4XL

**LADIES HIGHPOINT FLEECE
JACKET
EB241**

Beautifully shaped, feminine collar. Contrast Eddie Bauer heat transfer logo on the right hem. LADIES SIZES: XS-4XL



METAL GREY

BLACK



**EDDIE BAUER® 1/2-ZIP
PERFORMANCE FLEECE
EB234**

Smooth-faced fleece with a subtle grey print gives this 1/2-zip a sleek performance look. Reverse coil zipper, open cuffs and an open hem. Made of 7.7-ounce, 95/5 poly/spandex.

**1/2-ZIP PERFORMANCE
FLEECE
EB234**

Welded zippered chest pocket, contrast Eddie Bauer heat transfer logo on left sleeve. ADULT SIZES: XS-4XL

**LADIES 1/2-ZIP
PERFORMANCE FLEECE
EB235**

Princess seams, welded zippered left sleeve pocket, contrast Eddie Bauer heat transfer logo on right hem. LADIES SIZES: XS-4XL



ASCENT BLUE
(EB234 ONLY)

BLACKBERRY
(EB235 ONLY)

RIVER BLUE NAVY

BLACK

Eddie Bauer



EDDIE BAUER® MICROFLEECE JACKETS

Warmth and comfort—without the bulk. With flatlock stitching throughout, this lightweight, versatile style is warm on its own or layers easily under a jacket when it's cold. Reverse coil zippers, open cuffs and hem. Made of 5.3-ounce, 100% polyester microfleece with an anti-pill finish.

FULL-ZIP MICROFLEECE JACKET EB224

Front zippered pockets. Embroidered Eddie Bauer contrast logo on the left sleeve.

ADULT SIZES: XS-4XL

LADIES FULL-ZIP MICROFLEECE JACKET EB225

Front zippered pockets. Princess seams, embroidered Eddie Bauer contrast logo on right hem.

LADIES SIZES: XS-4XL

1/2-ZIP MICROFLEECE JACKET EB226

Embroidered Eddie Bauer contrast logo on the left sleeve.

ADULT SIZES: XS-4XL

LADIES 1/2-ZIP MICROFLEECE JACKET EB227

Princess seams, scallop hem and embroidered Eddie Bauer contrast logo on right hem.

LADIES SIZES: XS-4XL



NAVY
(EB226, EB224 &
EB225 ONLY)

GREY STEEL

IVORY
(EB227 ONLY)

BLACK



EDDIE BAUER® FULL-ZIP FLEECE JACKETS & VESTS

Hit the trail or the streets in warmth and style. Made of 6.9-ounce, 100% polyester fleece. Produced using Low Impact Technology (L.I.T.™), which uses less dyestuffs, thermal energy and water for enhanced softness, performance and after-care quality.

FULL-ZIP FLEECE JACKET EB200

Contrast roll-top collar, zippered chest pocket, contrast reverse coil zippers, tricot-lined front zippered pockets, open cuffs and hem, embroidered Eddie Bauer contrast logo on right chest. ADULT SIZES: XS-4XL

LADIES FULL-ZIP FLEECE JACKET EB201

Tricot-lined front zippered pockets, princess seams, dyed-to-match reverse coil zippers, open cuffs and hem, embroidered Eddie Bauer contrast logo on right hem. LADIES SIZES: XS-4XL

FLEECE VEST EB204

Contrast roll-top collar, zippered chest pocket, reverse coil contrast zippers, tricot-lined front zippered pockets, binding at armholes and open hem, embroidered Eddie Bauer contrast logo on right chest. ADULT SIZES: XS-4XL

LADIES FLEECE VEST EB205

Tricot-lined front zippered pockets, princess seams, dyed-to-match reverse coil zippers, binding at armholes and open hem, embroidered Eddie Bauer contrast logo on right hem. LADIES SIZES: XS-4XL



GREY STEEL

RIVER BLUE NAVY (NOT AVAILABLE IN EB205)

BLACK

Eddie Bauer

WEATHER THE ELEMENTS



WEATHEREDGE.



WATERPROOF DWR BREATHABLE WINDPROOF

EDDIE BAUER® WEATHEREDGE® 3-IN-1 JACKETS

Engineered for complete adaptability to weather conditions on and off the mountain, this versatile 3-in-1 system jacket has a fully seam-sealed shell engineered from waterproof and breathable 5K/5K fabric. Exclusive WeatherEdge and StormRepel® durable water-repellent technology offer unparalleled weather protection, while four-way stretch gives easy mobility. This shell and lining can be worn separately or combined to meet a vast array of weather conditions. Adjustable hood with locking drawcord, full-length interior storm flap. Vislon® center front zippers (shell has a waterproof zipper). Zippered pockets. Adjustable tab cuffs with hook and loop closures. Adjustable locking drawcord hem. Embroidery access pocket in shell. Contrast WeatherEdge heat transfer logo on left sleeve. Shell made of 94/6 polyester/spandex with a durable water-repellent (DWR) finish, PU laminate and 100% polyester lining. Inner jacket made of 100% polyester with a DWR finish bonded to a water-resistant film insert and 100% polyester microfleece lining.

WEATHEREDGE® 3-IN-1 JACKET EB656

Contrast Eddie Bauer heat transfer logo on left sleeve.
ADULT SIZES: XS-4XL

LADIES WEATHEREDGE® 3-IN-1 JACKET EB657

Contrast Eddie Bauer heat transfer logo on right hem.
LADIES SIZES: XS-4XL



INNER JACKETS







RIVER
BLUE NAVY/
COBALT BLUE

GREY
STEEL/
METAL GREY

BLACK/
STORM GREY



**WEATHEREDGE.
PLUS**

- 
WATERPROOF
- 
DWR
- 
BREATHABLE
- 
WINDPROOF

**EDDIE BAUER® WEATHEREDGE®
PLUS 3-IN-1 JACKET
EB556**

With a fully seam-sealed shell engineered from extremely waterproof and breathable 10K/10K fabric, this versatile 3-in-1 system jacket ensures you conquer the mountain or your daily commute, regardless of the weather. Exclusive WeatherEdge Plus and StormRepel® durable water-repellent technology give unparalleled protection from rain, snow, sleet and hail. This unstoppable shell and inner jacket can be worn separately or combined for maximum comfort and versatility. Adjustable hood with locking drawcord, full-length interior storm flap and ventilating pit zips. Right chest pocket and front zippered pockets with waterproof zippers. Adjustable tab cuffs with hook and loop closures. Adjustable locking drawcord hem. Embroidery access pocket. Contrast Eddie Bauer and WeatherEdge Plus heat transfer logos on left sleeve. Shell made of 100% polyester with durable water-repellent (DWR) TPU laminate and a 100% polyester lining. Inner jacket made of 100% nylon with a water-repellent finish and a 100% polyester lining.
ADULT SIZES: XS-4XL



BLACK

METAL
GREY

Eddie Bauer

WEATHEREDGE.



EDDIE BAUER® WEATHEREDGE® JACKETS

Two element-fighting WeatherEdge 5K/5K fabrics come together in this jacket for highly waterproof, breathable performance. Fully seam-sealed, this jacket also features an exclusive StormRepel® durable water-repellent (DWR) coating for additional weather protection. Four-way stretch for easy mobility. Adjustable hood with locking drawcord, waterproof molded front zippered pockets, adjustable tab cuffs with hook and loop closures, embroidery access pocket. Adjustable locking drawcord hem. Contrast WeatherEdge heat transfer logo on left sleeve. Made of 94/6 polyester/spandex and 92/8 polyester/spandex.

WEATHEREDGE® JACKET EB558

Contrast Eddie Bauer heat transfer logo on left sleeve.

ADULT SIZES: XS-4XL

LADIES WEATHEREDGE® JACKET EB559

Contrast Eddie Bauer heat transfer logo on right hem.

LADIES SIZES: XS-4XL





BLACK/
GREY STEEL

RIVER BLUE NAVY/
GREY STEEL
(EB550 ONLY)

DEEP SEA BLUE/
DARK ADRIATIC



WATERPROOF



BREATHABLE



WINDPROOF

EDDIE BAUER® RAIN JACKETS

From misty mornings to evening downpours, this fully seam-sealed, completely waterproof jacket will help keep you dry, warm and protected from whatever Mother Nature throws at you. Highly waterproof and breathable 5K/5K fabric. Detachable hood with locking drawcords for adjustability, exterior storm flap with hook and loop closures, front Vislon® zippered pockets, adjustable tab cuffs with hook and loop closures, and an open hem with locking drawcords. 100% polyester dobby shell, mesh body lining, 100% nylon accents. Embroidery access pocket. WeatherEdge® embroidered logo on left sleeve indicates reliable waterproofing and breathable technology.

RAIN JACKET

EB550

Vislon® zippered chest pocket, embroidered contrast Eddie Bauer logo on right chest.

ADULT SIZES: XS-4XL

LADIES RAIN JACKET

EB551

Embroidered contrast Eddie Bauer logo on right hem.

LADIES SIZES: XS-4XL

WEATHEREDGE® PLUS



WATERPROOF



DWR



BREATHABLE



WINDPROOF

EDDIE BAUER® WEATHEREDGE® PLUS INSULATED JACKETS

Built to outlast the elements, this fully seam-sealed technical jacket has exceptional 10K/10K fabric waterproof and breathability ratings, thanks to exclusive WeatherEdge Plus technology. Exclusive StormRepel® durable water-repellent (DWR) coating adds extra exterior weather protection. Fully insulated, this jacket also provides long-lasting warmth and comfort when temps drop. Detachable, adjustable hood with locking drawcord, full-length exterior storm flap and ventilating pit zips. Welded front zippered pockets with waterproof zippers. Interior pocket with elastic to store goggles, hat and bulkier items. Adjustable tab cuffs with hook and loop closures. Adjustable locking drawcord hem. Embroidery access pocket. Contrast WeatherEdge Plus heat transfer logo on left sleeve. Made of 100% polyester with a durable water-repellent (DWR) coating and TPU film.

WEATHEREDGE® PLUS INSULATED JACKET

EB554

Welded right chest pocket with interior media port, contrast Eddie Bauer heat transfer logo on left sleeve.

ADULT SIZES: XS-4XL

LADIES WEATHEREDGE® PLUS INSULATED JACKET

EB555

Princess seams, contrast Eddie Bauer heat transfer logo on right hem.

LADIES SIZES: XS-4XL



BLACK



METAL GREY





WATER REPELLENT



BREATHABLE



TWO-WAY STRETCH



ESSENTIAL STYLE

EDDIE BAUER® SOFT SHELL JACKETS

These weather-stopping, 3-layer soft shells boast water protection and breathability due to a 3K/3K fabric. Interior component loops at back of neck and cuffs for securing to other jackets, front zippered pockets, adjustable tab cuffs with hook and loop closures, and an open hem with locking drawcord. Made of 96/4 polyester/spandex bonded to a water-resistant laminated film insert and a 100% polyester microfleece interior.

SOFT SHELL JACKET EB530

Reverse coil zippered chest pocket, contrast Eddie Bauer logo on right chest.

ADULT SIZES: XS-4XL

LADIES SOFT SHELL JACKET EB531

Princess seams, zippered left sleeve pocket, contrast Eddie Bauer logo on right hem.

LADIES SIZES: XS-4XL



WATER REPELLENT



BREATHABLE



TWO-WAY STRETCH

EDDIE BAUER® HOODED SOFT SHELL PARKAS

This longer-length parka offers water protection and breathability thanks to a 3K/3K fabric. Interior storm flap, chin guard, reverse coil zippers, front zippered pockets, adjustable tab cuffs with hook and loop closures, and an open hem with locking drawcords. Made of a 96/4 polyester/spandex shell bonded to a water-resistant laminated film and a 100% polyester microfleece interior.

HOODED SOFT SHELL PARKA EB536

Reverse coil zippered chest pocket, contrast Eddie Bauer heat transfer logo on left sleeve.

ADULT SIZES: XS-4XL

LADIES HOODED SOFT SHELL PARKA EB537

Princess seams, reverse coil zippered left sleeve pocket, contrast Eddie Bauer heat transfer logo on right hem.

LADIES SIZES: XS-4XL



DWR



WIND
RESISTANT

**EDDIE BAUER® SHADED CROSSHATCH
SOFT SHELL JACKETS**

Gear up for the office or a weekend adventure in this soft shell that offers water protection and breathability thanks to its 3K/3K fabric. Front zippered pockets, adjustable tab cuffs with hook and loop closures, and an open hem. Made of a 100% polyester woven shell bonded to a water-resistant laminated film insert and a 100% polyester fleece interior.

**SHADED CROSSHATCH SOFT
SHELL JACKET
EB532**

Reverse coil zippered chest pocket, embroidered Eddie Bauer contrast logo on left sleeve.

ADULT SIZES: XS-4XL

**LADIES SHADED CROSSHATCH
SOFT SHELL JACKET
EB533**

Princess seams and embroidered Eddie Bauer contrast logo on right hem.

LADIES SIZES: XS-4XL



BLUE

GREY

BLACK



DWR



WIND
RESISTANT



BREATHABLE



TWO-WAY
STRETCH



ESSENTIAL
STYLE

EDDIE BAUER® WEATHER-RESIST SOFT SHELL JACKETS

Developed to optimize performance and comfort, this technical soft shell is made with highly waterproof and breathable 10K/10K fabric so that it can take on active sports and perform as well as it does in town. Elongated front zippered pockets with locking pulls double as air vents for enhanced breathability when open. Binding at cuffs. Made of 100% polyester knit shell with a durable water-repellent (DWR) finish and bonded laminated film insert. 100% polyester microfleece interior.

WEATHER-RESIST SOFT SHELL JACKET

EB538

Zippered chest pocket, reflective Eddie Bauer logo on left sleeve.

ADULT SIZES: XS-4XL

LADIES WEATHER-RESIST SOFT SHELL JACKET

EB539

Princess seams, reflective Eddie Bauer logo on right hem.

LADIES SIZES: XS-4XL



COBALT BLUE

CHROME

BLACK



DWR



WIND
RESISTANT



TWO-WAY
STRETCH

**EDDIE BAUER® STORMREPEL®
SOFT SHELL JACKETS**

Unsettled weather won't dampen your adventures in this sleek 3-layer soft shell with an exclusive StormRepel durable water repellent (DWR) finish. Created with 8K/3K waterproof/breathable fabric, the outer shell has stretch and the look of your favorite sweater or heathered fleece. The brushed microfleece interior adds warmth and comfort. Front zippered pockets, locking reverse coil zippers, comfort fit cuff binding. Made of a 100% polyester knit shell with DWR coating bonded to a water-resistant laminated film insert and 100% polyester brushed microfleece interior.

**STORMREPEL® SOFT SHELL
JACKET**

EB540
Contrast Eddie Bauer logo embroidered on left sleeve.
ADULT SIZES: XS-4XL

**LADIES STORMREPEL® SOFT
SHELL JACKET**

EB541
Princess seams and contrast Eddie Bauer logo embroidered on right hem.
LADIES SIZES: XS-4XL



BLACK
HEATHER/
BLACK

GREY
HEATHER/
GREY





RIVER BLUE NAVY/
RIVER BLUE NAVY

METAL GREY/
GREY STEEL

BLACK/BLACK



DWR



WIND
RESISTANT



TWO-WAY
STRETCH

EDDIE BAUER® TRAIL SOFT SHELL JACKETS

With 3K/3K waterproof and breathability fabric ratings, this knit soft shell has stretch for ease of movement and transitions from the workday streets to the weekend trails—regardless of the forecast. Exclusive StormRepel® durable water-repellent (DWR) technology keeps you warmer and drier. Front tricot-lined zippered pockets, reverse coil zippers, open cuffs and open hem. Made of 100% polyester knit shell with DWR coating bonded to a water-resistant laminated film insert. 100% polyester brushed microfleece interior.

TRAIL SOFT SHELL JACKET EB542

Reflective Eddie Bauer heat transfer logo on left sleeve. ADULT SIZES: XS–4XL

LADIES TRAIL SOFT SHELL JACKET EB543

Attached hood and princess seams. Reflective Eddie Bauer heat transfer logo on right hem. LADIES SIZES: XS–4XL



WATER REPELLENT



WIND RESISTANT



TWO-WAY STRETCH

EDDIE BAUER® RUGGED RIPSTOP SOFT SHELL JACKETS

A rugged soft shell for hitting the trails or the town. A tough, textured ripstop shell and a warm, plush high-pile fleece lining make this a versatile and technical jacket. Made with 3K/3K waterproof/breathable fabric. Reverse coil zippers, front zippered pockets, welded zippered pocket on left sleeve, open cuffs with woven contrast insets and an open hem with locking drawcords. Made of a 100% polyester woven ripstop shell bonded to a water-resistant laminated film and a 100% polyester high-pile fleece lining.

RUGGED RIPSTOP SOFT SHELL JACKET EB534

Embroidered Eddie Bauer contrast logo on left sleeve. ADULT SIZES: XS-4XL

LADIES RUGGED RIPSTOP SOFT SHELL JACKET EB535

Princess seams, embroidered Eddie Bauer contrast logo on right hem. LADIES SIZES: XS-4XL



GREY STEEL/BLACK

CANTEEN GREY/BLACK (EB534 ONLY)

BLACK/BLACK



EDDIE BAUER® PACKABLE WIND JACKETS

Wind was the inspiration for this compact layer. Plus, it packs down into its own logo-adorned pocket, making it easy to carry wherever you go. Hood with locking drawcords for an adjustable fit, contrast reverse coil zipper, underarm vents, elastic cuffs and an open hem. Made of 100% nylon.

PACKABLE WIND JACKET EB500

Packs into its own zippered chest pocket. Front unzipped pockets, contrast Eddie Bauer logo on right chest. ADULT SIZES: XS-4XL

LADIES PACKABLE WIND JACKET EB501

Packs into its own zippered right pocket. Front zippered pockets, contrast Eddie Bauer logo on right hem. LADIES SIZES: XS-4XL





BLACK

RIVER BLUE NAVY



WIND RESISTANT



WATER REPELLENT

EDDIE BAUER® FLEECE-LINED JACKET EB520

When temps drop, warm up in this exceptional three-season jacket made of wind-resistant and water-repellent nylon lined with cozy fleece. Reverse coil zippers, interior security pocket, zippered chest pocket, embroidered Eddie Bauer contrast logo on right chest, front zippered pockets, adjustable tab cuffs with hook and loop closures, and an open hem with elastic insets. Embroidery access pocket. 100% nylon shell, 8.8-ounce, 100% polyester fleece lining. ADULT SIZES: XS-4XL



BLACK

CHARCOAL GREY HEATHER



WATER REPELLENT

EDDIE BAUER® SHIRT JAC EB502

Midweight jacket warmth meets collared shirt style in this shirt jac that blurs the line between the great outdoors and indoors. Snap-front closure and snap cuffs. Drop-in left chest pocket. Contrast Eddie Bauer heat transfer logo on the right hem. Embroidery access pocket. Made of 100% polyester fabric and 1.8-ounce, 100% polyester fill. Water-resistant with a PU coating. ADULT SIZES: XS-4XL